


FEATURES:

- ✓ Architectural floor luminaire with direct/indirect distribution.
- ✓ Light source: 11" LED board (direct) and 22" LED board (indirect).
- ✓ Direct lighting is distributed by Dark Optic with precise, low glare illumination.
- ✓ 7 cell LEDiL reflector is available in several standard finishes.
- ✓ Offered with regular 50°/16UGR and flood 80°/19UGR internal optics.
- ✓ Controlled by on/off switch or optional Casambi Bluetooth dimming module.
- ✓ Extruded aluminum body comes in a black or white color.
- ✓ Comes with a standard 8 foot plug-in cord.
- ✓ LEDs are rated for 60,000 hrs. L80 with +90 CRI.
- ✓ Custom modifications are available.
- ✓ ED luminaires are certified to CSA and UL standards.

reinventlight

SPECIFICATION:

ED VECTOR+ — — — — — — — — — —

Enter the Product Code into the boxes above.

TYPE

- ☐
- FL - Floor Lamp

SOURCE

- ☐
- 20 W
-
- ☐
- 30 W

RADIANCE

- ☐
- DI - Direct/Indirect

VOLTAGE

- ☐
- UNV - 120/277V

DRIVER

- ☐
- ST - On/Off
-
- ☐
- DL - 0-10V Dim (1%)
-
- ☐
- DLO - 0-10V Dim (to Off)
-
- ☐
- DA4 - DALI D4i
-
- ☐
-
-
- Specify dimming protocol.

BEAM

- ☐
- BF - Flood 50°
-
- ☐
- BW - Wide 80°

REFLECTOR

- ☐
- SB - Black
-
- ☐
- SW - White
-
- ☐
- SL - Silver

FINISH

- ☐
- BK - Black
- ¹
-
- ☐
- WH - White
- ²
-
1. RAL 9005
-
2. RAL 9016

CCT

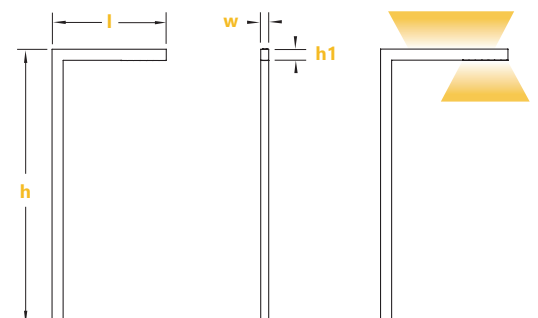
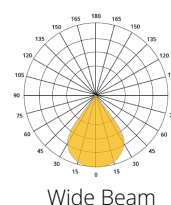
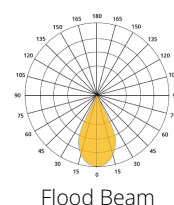
- ☐
- 30K - 3000 Kelvin/90CRI
-
- ☐
- 35K - 3500 Kelvin/90CRI
-
- ☐
- 40K - 4000 Kelvin/90CRI
-
- ☐
-
-
- Specify required CCT.

OPTIONS

- ☐
- No Options
- ¹
-
- ☐
- DC - Dual Circuit
- ²
-
- ☐
- CB - Casambi Bluetooth(DL)
-
- ☐
- JD - JDRF Autonomy Sensor (DA4)
-
- ☐
- AWN - Athena Wireless Node (DLA)
-
1. Leave empty.
-
2. Control Downlight/Uplight separately.


DIMENSIONS:

Length	Width
27.75 in	2.00 in
Height	Height 1
79.00 in	2.75 in
Base Plate	12.00 in x 22.88 in

BEAM:

LUMEN OUTPUT:

Watts	30K	35K	40K
20 W	2295 lm	2340 lm	2385 lm
30 W	3340 lm	3510 lm	3580 lm



Project:

Type: