

FEATURES:

- ✓ Architectural sound-absorbing luminaire combining Eco Felt polyester with 100% Merino Wool Felt.
- ✓ Made from recyclable materials and available in two standard sizes.
- ✓ The polyester is Class 1 fire-rated with a 0.7 Noise Reduction Coefficient for 1" Acoustic.
- ✓ Light source: COB LED.
- ✓ A high-efficiency integral louver, combined with an opal lens insert, provides excellent lighting distribution with a 40° beam.
- ✓ The circular internal louver is available in a black or white finishes.
- ✓ The aluminum body of the luminaire comes with a built-in driver.
- ✓ LED spot is rated for 60,000 hrs. L70 with +90 CRI.
- ✓ Has a proven record in office, commercial, and retail installations.
- ✓ Custom modifications are available.
- ✓ ED luminaires are certified to CSA and UL standards.

reinventlight

SPECIFICATION:

SubSonic TUBE+ - - - - - - - - - - -

Enter the Product Code into the boxes above.

TYPE

- SS - Standard

HEIGHT

- 12 in
- 16 in

SOURCE

- 15 W
- 20 W
- 25 W

RADIANCE

- DD - Direct

VOLTAGE

- UNV - 120/277V

DRIVER

- ST - On/Off
 - DL - 0-10V Dim (1%)
 - DA4 - DALI D4i
 -
- Specify dimming protocol.

MOUNTING

- S6B - 6 ft Cord BK¹
 - S6W - 6 ft Cord WH¹
 - S ft²
1. Canopy match the Cord color
2. Specify Suspension length and color.

LOUVER

- LB - Black
- LW - White

ED TUBE+ FINISH

- BK - Black¹
 - WH - White²
1. RAL 9005
2. RAL 9003

CCT

- 30K - 3000 Kelvin/90CRI
 - 35K - 3500 Kelvin/90CRI
 - 40K - 4000 Kelvin/90CRI
 -
- Specify required CCT.

POLYESTER - BASE LAYER



WOOL FELT - TOP LAYER



Please specify Base Polyester Layer & Top Wool Felt Layer, for example (02/121).

LUMEN OUTPUT:

Watts	30K	35K	40K
15 W	1400 lm	1430 lm	1460 lm
20 W	1910 lm	1950 lm	1990 lm
25 W	2350 lm	2400 lm	2450 lm

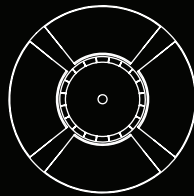
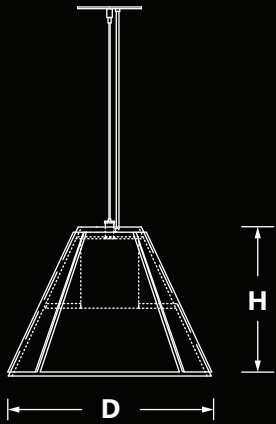


Declare.

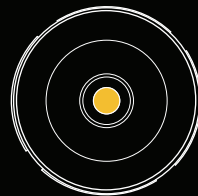
Project:

Type:

SIZE:



TOP



BOTTOM

H - Height	Diameter
12 in = 11.75 in	16.00 in
16 in = 15.75 in	20.00 in

FINISHES:



03/181



09/121



03/145



02/111



02/121



02/133



03/183



09/164