

### FEATURES:

- ✓ Architectural acoustic luminaire with direct lighting distribution.
- ✓ Made from recyclable plastic material available in different thicknesses.
- ✓ Class1 Fire rated with 0.7 Noise Reduction Coefficient / 1" Acoustic.
- ✓ Light source: LED Boards.
- ✓ Diffused illumination is provided by a frosted opal lens.
- ✓ Extruded aluminum body comes with a built-in-driver and available in a black or white finish.
- ✓ LED strips are rated for 60,000 hrs. L80 with +90 CRI.
- ✓ Has a proven record in office, commercial and retail installations.
- ✓ Custom modifications are available.
- ✓ ED luminaires are certified to CSA and UL standards.

reinventlight

### SPECIFICATION:

Sonic VECTOR+

TYPE	HEIGHT	SIZE	SOURCE	RADIANCE	VOLTAGE	DRIVER	MOUNTING	LENS	VECTOR FINISH	CCT	ACOUSTIC

Enter the Product Code into the boxes above

#### TYPE

☐ CS - Cloud

#### HEIGHT

☐ 16 in  
☐ 18 in  
☐ 24 in

#### SIZE

☐ 32 in  
☐ 42 in  
☐ 52 in

#### SOURCE

☐ 5 W/ft  
☐ 7 W/ft  
☐ 10 W/ft

#### RADIANCE

☐ DD - Direct

#### VOLTAGE

☐ UNV - 120/277V  
☐ 347V<sup>1</sup>  
 1. Verify availability.

#### DRIVER

☐ ST - On/Off  
☐ DL - 0-10V Dim (1%)  
☐ DLO - 0-10V Dim (to Off)  
☐ DL2 - 0-10V Dim (TW)  
☐ CV - Constant Voltage (RGBW)  
☐

Specify dimming protocol.

#### MOUNTING

☐ S6B - 6 ft Cord BK<sup>1</sup>  
☐ S6W - 6 ft Cord WH<sup>1</sup>  
☐ S  ft<sup>2</sup>  
 1. Canopy match the Cord Color  
 2. Specify Suspension Length/color.

#### LENS

☐ OP - Opal

#### ED VECTOR+ FINISH

☐ BK - Black<sup>1</sup>  
☐ WH - White<sup>2</sup>  
 1. RAL 9005  
 2. RAL 9016

#### CCT

☐ 30K - 3000 Kelvin/90CRI  
☐ 35K - 3500 Kelvin/90CRI  
☐ 40K - 4000 Kelvin/90CRI  
☐ RGBW<sup>1</sup>  
☐ TW - Tunable White (27K-65K)<sup>2</sup>  
☐

1. Available with CV.  
 2. Available with DL2.  
 Specify required CCT.

### ACOUSTIC FINISH

Specify additional colour for Two-Tone, for example 04/11.



### LUMEN OUTPUT W/ft:

Watts	30K	35K	40K
5 W	515 lm	525 lm	535 lm
7 W	720 lm	735 lm	750 lm
10 W	1030 lm	1050 lm	1080 lm

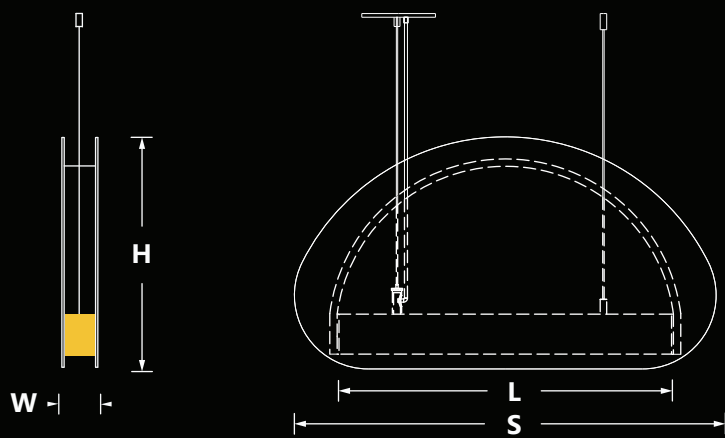


Declare.

Project:

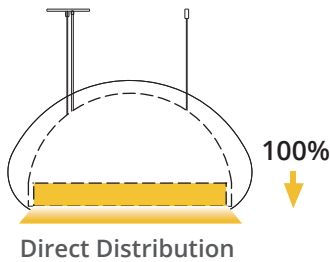
Type:

SIZE:




W - Width	H - Height
2.75 in	16 in = 15.75 in
	18 in = 17.75 in
	24 in = 23.75 in
S-Size	L - Luminaire Length
32 in	22.80 in
42 in	33.80 in
52 in	44.80 in

RADIANCE:



FINISHES:


Regular



04




11




28


Two-Tone



04/11



11/04



28/04