
**FEATURES:**

- ✓ Architectural luminaire with direct or direct-indirect distribution.
- ✓ Light source: LED board (5.5"/11"/22"/24").
- ✓ Diffused illumination is provided by high efficiency frosted opal lens.
- ✓ Suitable for surface, suspended and recessed installations.
- ✓ Extruded aluminum body comes with white, black or grey finish.
- ✓ Also available with custom color options.
- ✓ LED Strips are rated for 60,000hrs. L80 with +90 CRI.
- ✓ Has a proven record in office, commercial and retail installations.
- ✓ Custom modifications are available.
- ✓ ED luminaires are certified to CSA and UL Standards.

reinventlight

**SPECIFICATION:**

**ED CROSS+**  —  —  —  —  —  —  —  —  —  —

Enter the Product Code into the boxes above.

**SIZE**

- 2 Feet
- 3 Feet
- 4 Feet
- \*

\* Specify required length.  
 \*\* Custom angles are available.

**SOURCE**

- 25WLED
- 50WLED
- 75WLED\*

\* Available for 3 & 4 Feet.

**VOLTAGE**

- 120V
- 277V
- 347V\*

\*Not available for all configurations.

**RADIANCE**

- DD - Direct (100%Down)
- ID - Indirect (100%Up)\*\*
- UD - Uneven(70%Down/30%Up)\*\*

\*Light Distribution.  
 \*\*Suspended Configuration only.

**DRIVER**

- ST - Standard (Non-Dimming)
- DL - 0-10V Dimming (1%)
- DA - DALI
- \*

\* Please specify dimming method.

**MOUNTING**

- S4-Suspension 4Feet
- S6-Suspension 6Feet
- S  Feet\*
- WM - Wall Mount
- SF - Surface Mount
- RT - Recessed Trimless

\*Please specify required Length.

**LENS**

- OP - Opal

**FINISH**

- WH - White
- BK - Black
- GR - Grey
- CF - Custom  RAL#

**CCT**

- 30K/90CRI - 3000Kelvin
- 35K/90CRI - 3500Kelvin
- 40K/90CRI - 4000Kelvin
- TW - Tunable White\*\* (2700K-6500K)

\*Other options are available.  
 \*\*Available with Dali controls.

**OPTIONS**

- No Options\*
- DS-Daylight Sensor
- DC - Dual Circuit\*\*
- OS - Occupancy Sensor
- DOS - Daylight & Occupancy Sensor

\*Leave Empty.  
 \*\*Down /Up Control separately.

**LUMEN OUTPUT:**

Watts	30K	35K	40K
25W	2610 lm	2650 lm	2690 lm
50W	5150 lm	5250 lm	5380 lm
75W	7720 lm	7875 lm	8030 lm


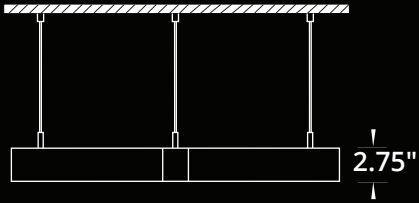


Declare.

Project:

Type:

**SIZE:**



Size	LengthxWidth
2 Feet	23.25x23.25 Inch
3 Feet	34.25x34.25 Inch
4 Feet	45.50x45.50 Inch

**RADIANCE:**


**DIRECT DISTRIBUTION**



**UNEVEN DISTRIBUTION**



**MOUNTING:**



**SURFACE MOUNT**



**SUSPENDED**



**WALL MOUNT**



**RECESSED TRIMLESS**