



### FEATURES:

- ✓ Architectural sound absorbing Eco Felt Acoustic panel.
- ✓ Made from recyclable plastic material available in different thicknesses.
- ✓ Class1 Fire rated with 0.7 Noise Reduction Coefficient/1" Acoustic.
- ✓ Light source: LED Board (5.5"/11"/22"/24").
- ✓ Diffused illumination is provided by high efficiency frosted opal lens.
- ✓ Extruded aluminum body comes with built-in-driver and available in white, black or grey finish.
- ✓ Also available with custom colour options.
- ✓ LED Strips are rated for 60,000hrs. L80 with +90 CRI.
- ✓ Has a proven record in office, commercial and retail installations.
- ✓ Custom modifications are available.
- ✓ ED luminaires are certified to CSA and UL Standards. **reinventlight**

### SPECIFICATION:

**Sonic TRIAD+**  -  -  -  -  -  -  -  -  -  -  -  -

Enter the Product Code into the boxes above.

TYPE	HEIGHT	SIZE	RADIANCE	SOURCE	VOLTAGE
<input type="checkbox"/> FV - Flush Vcut <input type="checkbox"/> FR - Flush Regular <input type="checkbox"/> <input type="text"/> * <small>*Please specify custom type.</small>	<input type="checkbox"/> 12 Inch <input type="checkbox"/> 16 Inch <input type="checkbox"/> 24 Inch	<input type="checkbox"/> 2x2x2 Feet <input type="checkbox"/> 3x3x3 Feet <input type="checkbox"/> 4x4x4 Feet <input type="checkbox"/> <input type="text"/> * <small>* Specify required length. ** Custom angles are available.</small>	<input type="checkbox"/> DD - Direct (100%Down) <small>*Light Distribution.</small>	<input type="checkbox"/> 25WLED <input type="checkbox"/> 50WLED <input type="checkbox"/> 75WLED* <small>* Available for 3 &amp; 4 Feet sizes.</small>	<input type="checkbox"/> 120V <input type="checkbox"/> 277V <input type="checkbox"/> 347V* <small>*Not available for all configurations.</small>

DRIVER	MOUNTING	LENS	ED TRIAD+ FINISH	CCT
<input type="checkbox"/> ST - Standard (Non-Dimming) <input type="checkbox"/> DL - 0-10V Dimming (1%) <input type="checkbox"/> DA - DALI <input type="checkbox"/> BT - Bluetooth <input type="checkbox"/> <input type="text"/> * <small>*Please specify dimming method.</small>	<input type="checkbox"/> S4-Suspension 4Feet <input type="checkbox"/> S6-Suspension 6Feet <input type="checkbox"/> S <input type="text"/> Feet* <small>*Please specify required Length.</small>	<input type="checkbox"/> OP - Opal	<input type="checkbox"/> WH - White <input type="checkbox"/> BK - Black <input type="checkbox"/> GR - Grey* <input type="checkbox"/> CF - Custom <input type="text"/> RAL# <small>*Supply with White Cord &amp; Canopy ** Please provide 600dpi Image.</small>	<input type="checkbox"/> 30K/90CRI - 3000Kelvin <input type="checkbox"/> 35K/90CRI - 3500Kelvin <input type="checkbox"/> 40K/90CRI - 4000Kelvin <input type="checkbox"/> RGBW* <input type="checkbox"/> TW - Tunable White** (2700K-6500K) <small>*Available with Dali, DMX or Bluetooth controls. **Available with 0-10V,Dali or Bluetooth controls.</small>

### ACOUSTIC FINISH



### LUMEN OUTPUT:

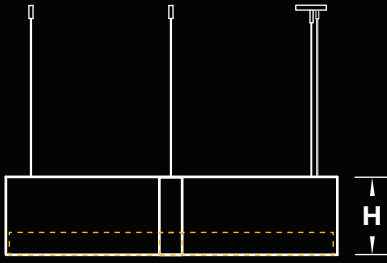
Watts	30K	35K	40K
25W	2610 lm	2650 lm	2690 lm
50W	5150 lm	5250 lm	5380 lm
75W	7720 lm	7875 lm	8030 lm



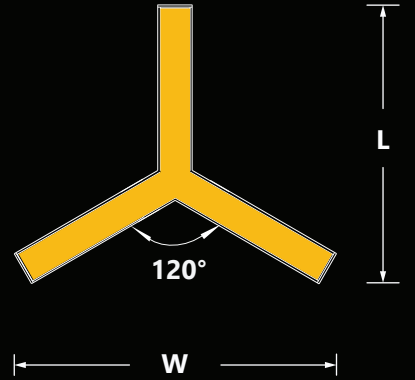
Project:

Type:

**SIZE:**

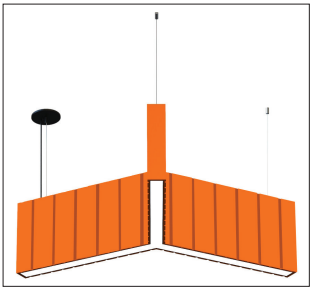


**FR-FLUSH REGULAR**

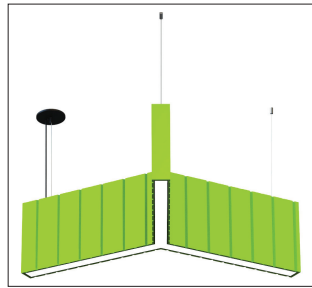


H - Height	Size	L x W
12 Inch = 11.75 Inch	2x2x2 Feet	35.90 x 41.52 Inch
16 Inch = 15.75 Inch	3x3x3 Feet	52.61 x 60.72 Inch
24 Inch = 23.75 Inch	4x4x4 Feet	69.14 x 79.83 Inch

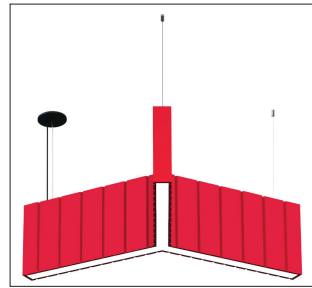
**FLUSH VCUT-FINISHES:**



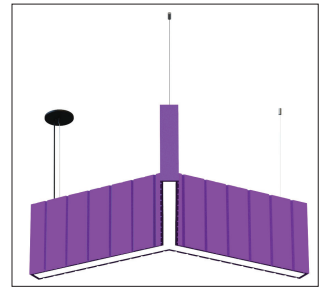
#06



#15

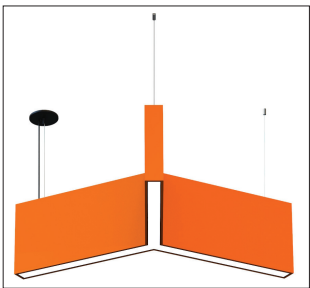


#25

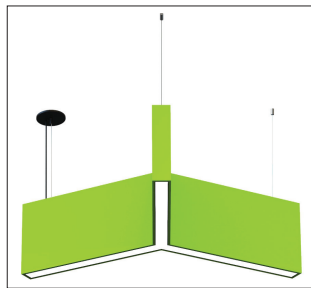


#26

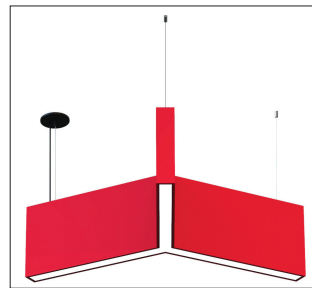
**FLUSH REGULAR-FINISHES:**



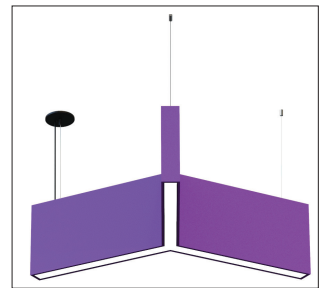
#06



#15



#25



#26