

## FEATURES:

- ✓ Architectural curved system with direct lighting distribution.
- ✓ Light source: LED boards.
- ✓ Diffused illumination is provided by high efficiency frosted opal lens or by optional prismatic optic.
- ✓ Sleek body of the luminaire is made from aluminum profile curved to desired shape.
- ✓ Suitable for non-insulated recessed installations.
- ✓ Extruded aluminum body comes with a black or white finish.
- ✓ Available with custom color options or unique shape configurations.
- ✓ LED Strips are rated for 60,000 hrs. L80 with +90 CRI.
- ✓ Has a proven record in office, commercial and retail installations.
- ✓ Custom modifications are available.
- ✓ ED luminaires are certified to CSA and UL standards. **reinventlight**

## SPECIFICATION:

**ED CURVES+**  -  -  -  -  -  -  -  -  -  -  -

Enter the Product Code into the boxes above.

### SHAPE

- ☐ CR - Curve  
☐ OV - Oval  
☐ SQ - Square  
☐ RC - Rectangle  
☐ CS - Custom Shape \*

\* Please specify Custom Shape.

### SIZE

- ☐ \_\_\_\_\_ Linear Ft\*  
 \* Provide drawing (pdf or dwg).

### SOURCE

- ☐ 5 W/Ft  
☐ 7 W/Ft  
☐ 10 W/Ft

### RADIANCE

- ☐ DD - Direct (100% Down)  
 \*Light Distribution.

### VOLTAGE

- ☐ UNV - 120/277V  
☐ 347V\*  
 \*Not available for all configurations.

### DRIVER

- ☐ ST - On/Off  
☐ DL - 0-10V Dim (1%)  
☐ DLO - 0-10V Dim (to Off)  
☐ DL2 - 0-10V Dim (TW)  
☐ DA4 - DALI D4i  
☐ DMX - DMX RGBW  
☐ \*

\*Specify dimming protocol.

### MOUNTING

- ☐ RS - Recessed

### LENS

- ☐ OP - Opal\*  
☐ PR - Prismatic  
 \*1.5mm Polycarbonate.

### FINISH

- ☐ BK - Black\*  
☐ WH - White\*\*  
☐ CF/RAL \*\*\*  
 \*RAL 9005  
 \*\*RAL 9003  
 \*\*\*Specify required RAL number.

### CCT

- ☐ 30K - 3000 Kelvin/90CRI  
☐ 35K - 3500 Kelvin/90CRI  
☐ 40K - 4000 Kelvin/90CRI  
☐ RGBW  
☐ TW - Tunable White\*  
 (2700K-6500K)  
☐ \*\*

\*Available with 0-10V, Dali or Bluetooth controls.  
 \*\*Specify required CCT.

### OPTIONS

- ☐ No Options\*  
☐ CB - Casambi/Bluetooth

\*Leave Empty.

## LUMEN OUTPUT W/Ft:

Watts	30K	35K	40K
5 W	515 lm	525 lm	535 lm
7 W	720 lm	735 lm	750 lm
10 W	1030 lm	1050 lm	1080 lm



Project:

Type:

SIZE:

2.36"

2.95"

3.15"

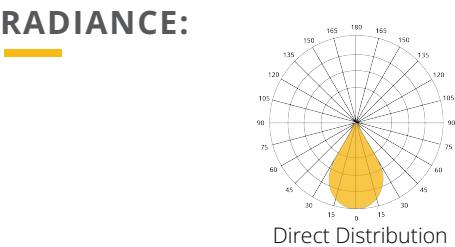
11.81"

R

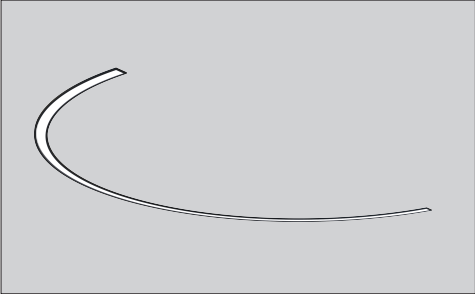
MINIMUM RADIUS:

11.81"

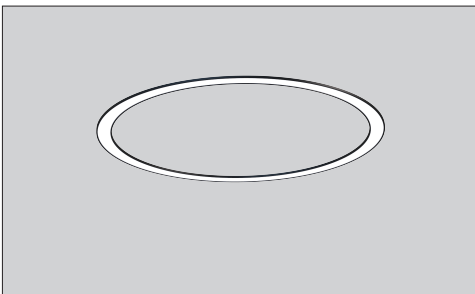
R



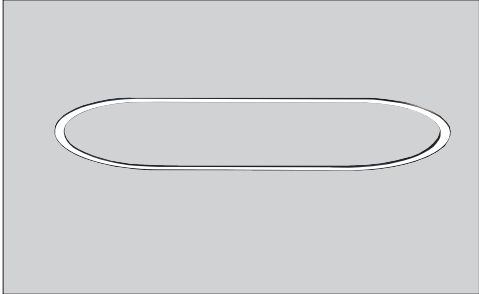
SHAPES:



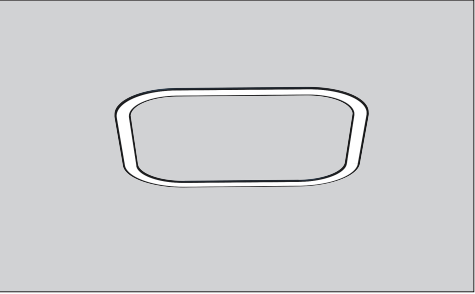
CURVE



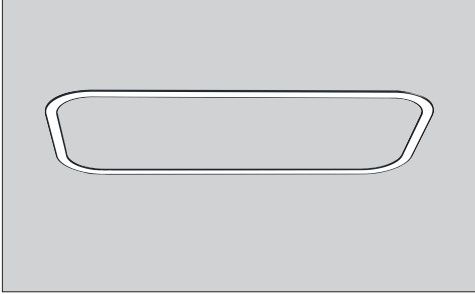
RING



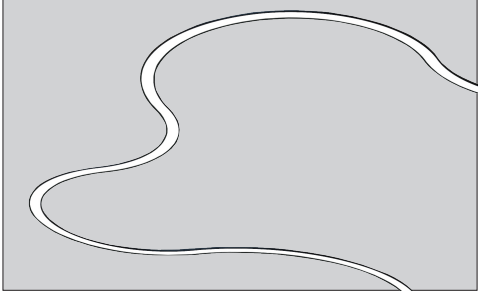
OVAL



SQUARE



RECTANGLE



CUSTOM SHAPE